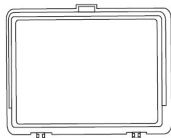
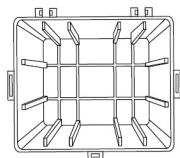


### PARTS


#### PLASTIC PARTS



P1  X2

P2 

P3 

ROLLER BAR  X3




SPONGE CUSHION



EVA CUSHION

### 1 Painting

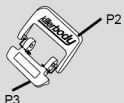


### 2 Assembling

Double-sided tape

Fixing the handle by hand.

Fixing the lock catch by hand.



Roller bar pass through the hole.

Roller bar pass through the hole.

Roller bar pass through the hole.

Fixing the handle by hand.

### 3 Finished

